

Fergus Grand Theatre – Technical Information Package

Last edit: August 2023

The purpose of this document is to help user groups identify and refine the technical specifications of their events at the Fergus Grand Theatre. It's just a place to start – all users are strongly encouraged to contact the theatre directly to discuss their specific technical needs. Phone us at 519-787-1981, or email egoudie@centrewellington.ca.

Staffing

In the interests of health and safety, and protecting the theatre's technical assets, certain technical tasks **must** be done by an approved FGT Technician, while other tasks **may** be done by the rental client. The division of labor is as follows:

Approved FGT Technicians must be used to:

- Hang and focus all lights, and set up all other lighting equipment owned by FGT
- Set-up all sound equipment owned by FGT
- Set-up the projector and screen (one additional group volunteer is required)
- All rigging activities, including modifications to draperies
- Perform any other potentially hazardous task related to the event


User group staff and volunteers may (subject to approval) be used to:

- Program and operate the lighting board
- Operate the Follow Spot
- Set sound levels and other parameters on the sound board
- Operate the digital projector
- Stage manage the show from the booth
- Assistant stage manage from backstage
- Work as scene changers, dressers, props people, and other backstage crew as required
- Assist approved FGT technicians in their duties as necessary

Although not necessarily required to be in the building for every hour of every event, all users will require at least one approved technician at some point during their rental. Since these technicians are not FGT staff but independent contractors, users are encouraged to arrange for their technicians at the same time they sign their rental permit, and let the theatre know which technician they have selected for their event.

Approved FGT Technicians (in alphabetical order, valid as of August 2023)

Doug Cudmore



Email: Harleydude1959@outlook.com

Phone: 519-846-2290

Cell: 519-994-2152

Bio: Doug is an Approved FGT Technician with experience in lighting, event set-up and projection. He's a licensed electrician and millwright, with rigging, working-at-heights, and aerial platform certifications.

Qualified Skills:

- Observe health and safety policy compliance
- Protect FGT assets from theft, damage, unnecessary wear and tear
- Set-up and operate lighting, sound, and A-V equipment
- Running crew

Training and Certification:

- Graduate, FGT Technician Training Program
- 1st-Aid, rigging, working at heights
- Aerial work platform
- Licensed Electrician and Millwright

Rate: \$30/hour

Larry Webb, Neil Whittaker, Gary Faris



Email: larry.gwe@gmail.com, neilwhittaker10@gmail.com, garyandann85@gmail.com

Bio: Larry, Gary, and Neil are recent graduates of the FGT technician training program who have chosen to work together to jointly provide technical services for events. Drawing on both

their training and on their previous experience working in lighting and sound, the team is available for both daytime and evening calls, and are well-suited to provide support for corporate events, weekday bookings, and dance school clients, but are available for weekend calls as well. Please contact Larry or Neil with your event needs.

Qualified Skills:

- Observe health and safety policy compliance
- Protect FGT assets from theft, damage, unnecessary wear and tear
- Set-up and operate lighting, sound, and A-V equipment
- Running crew

Training and Certification:

- Graduates, FGT Technician Training Program

Rate: \$30/hour for the team

Frédéric Giguère

Email: frederic.giguere@live.ca

Phone: 519-846-1048

Bio: Frédéric Giguère is a technician with 10 years of experience in the technical field at the Fergus Grand Theatre and Centre Wellington District High School. He has experience in lighting and sound, including experience working with intelligent fixtures.

Qualified Skills:

- Observe health and safety policy compliance
- Protect FGT assets from theft, damage, unnecessary wear and tear
- Set-up and operate lighting, sound, and A-V equipment
- Running crew

Training and Certification:

- Graduate, FGT Technician Training Program
- Lift certification
- Standard First Aid certification
- CW Junior Citizen of the Year 2014

Rate: \$25/hour

Rob Klein



Email: rklein@wightman.ca

Phone: 519-843-7055

Bio: With over 30 years of experience in technical theatre, Robert specializes in lighting design and operation, as well as being an accomplished sound engineer and experienced rigger. A cabinet maker by trade, he also has some knowledge of set design and construction. Robert owns and operates Klein Event Services, a Pro audio and lighting company providing rentals, sales, consulting and production to the local community.

Qualified Skills:

- Observe health and safety policy compliance
- Protect FGT assets from theft, damage, unnecessary wear and tear
- Set-up and operate lighting, sound, and A-V equipment
- Perform rigging activities
- Running crew

Training and Certification:

- Medical first responder in First Aid and AED
- Ladder Safety
- Fall Arrest

Rate: \$200 minimum call for 5 hours, \$35 per hour for each additional hour

David Tanner



Email: dtanner@sentex.net

Phone: 519-831-3263

Bio: David has over 35 years of experience working in sound and has worked at venues from the smallest clubs to the largest stadiums. He also brings an extensive knowledge of music, AV equipment, computers, and electronics to his clients.

Qualified Skills:

- Observe health and safety policy compliance
- Protect FGT assets from theft, damage, unnecessary wear and tear
- Set-up and operate sound and A-V equipment
- Operate lighting equipment
- Running crew

Training and Certification:

- Electronic Technician/Technologist – Radio College of Canada
- Ladder Safety
- Working at Heights/Fall Prevention
- Aerial Work Platform

Rate: \$35 per hour, 4 hour minimum call

Jerry Van Esch



Email: norcansound@gmail.com

Phone: 519-787-1148 (office), 519-823-4763 (cell)

Bio: Jerry is a professional A/V tech, with over 10 years' experience in mixing, corporate events, and system set-up. His main strength is in audio, but he is willing to work in all areas, and works well under pressure. Jerry has a large collection of audio gear that clients can rent for events.

Qualified Skills:

- Observe health and safety policy compliance
- Protect FGT assets from theft, damage, unnecessary wear and tear
- Set-up and operate sound and A-V equipment
- Operate lighting equipment
- Running crew

Training and Certification:

- Diploma, Approved FGT Technician Training Program
- WHIMIS, Level C First-Aid, with CPR and AED
- Operate my own sound reinforcement company

Rate: \$40 per hour, bands must be quoted. Lighting technician can be added for \$20 per hour.

Jeremy Woods



Email: info@digitaldjs.ca

Phone: 519-787-4700 (day) 519-843-4527 (eve)

Bio: Jeremy is a professional DJ and A/V tech, with over 25 years' experience in mixing, corporate events, and system set-up. His main strength is in audio, but he is willing to work in all areas, and works well under pressure. Jeremy has a large collection of A/V gear that clients can rent for their events.

Qualified Skills:

- Observe health and safety policy compliance
- Protect FGT assets from theft, damage, unnecessary wear and tear
- Set-up and operate sound and A-V equipment
- Operate lighting equipment
- Running crew

Training and Certification:

- Member, Canadian Professional Disc Jockey Association
- Licensed by the Audio Visual Licensing Association
- WHMIS, Level C First-Aid with CPR and AED
- Fall Arrest, Ladder Safety, Working at Heights

Rate: \$40 per hour, bands must be quoted. Lighting technician can be added for \$20 per hour.

Technical Policies

Lighting

- There is a house plot hung for your convenience, designed to meet the needs of most shows with little modification. Any changes to the House Plot must be done by an approved FGT technician at the renter's cost, and the house plot must be restored at the end of the event. With proper advance consultation all groups should be able to meet their artistic needs without large-scale changes to the House Plot. For safety reasons only the FGT Theatre Coordinator may access the FOH lighting pipe, and changes to the FOH lighting are strongly discouraged.
- All lights must be hung, cabled and focused by an approved FGT technician.
- Please do not re-program sub-masters and shortcuts – they are part of the house plot.
- The follow spot is stored in the tech office. It will be moved into the booth for your event upon request. **For safety reasons we no longer operate the follow spot from the balcony.**

Sound

- The main PA is set up for all events. All other speakers, cables, microphones, DI's and other audio equipment must be set up by an approved FGT technician.
- User group member may set levels and other parameters on the sound board and assist an approved FGT technician as necessary, subject to the technician's approval.
- User group members may operate the sound board during rehearsals and performances after receiving training from an approved FGT technician.

Rigging

- All items affixed to the grid (regardless of weight) must be installed, altered, and removed by an approved FGT technician. No user group member may rig anything under any circumstances.

Projection

- The digital projector and screen must be set-up by an approved FGT technician. At least one user group member must be available to assist with assembly/disassembly of the screen.
- User group members may operate the projection system during rehearsals and performances after receiving training from an approved FGT technician.

Ladder use

- The on-stage ladders may be used (for non-lighting purposes) by anyone with valid ladder safety certification. Do not use a harness.

Set Construction

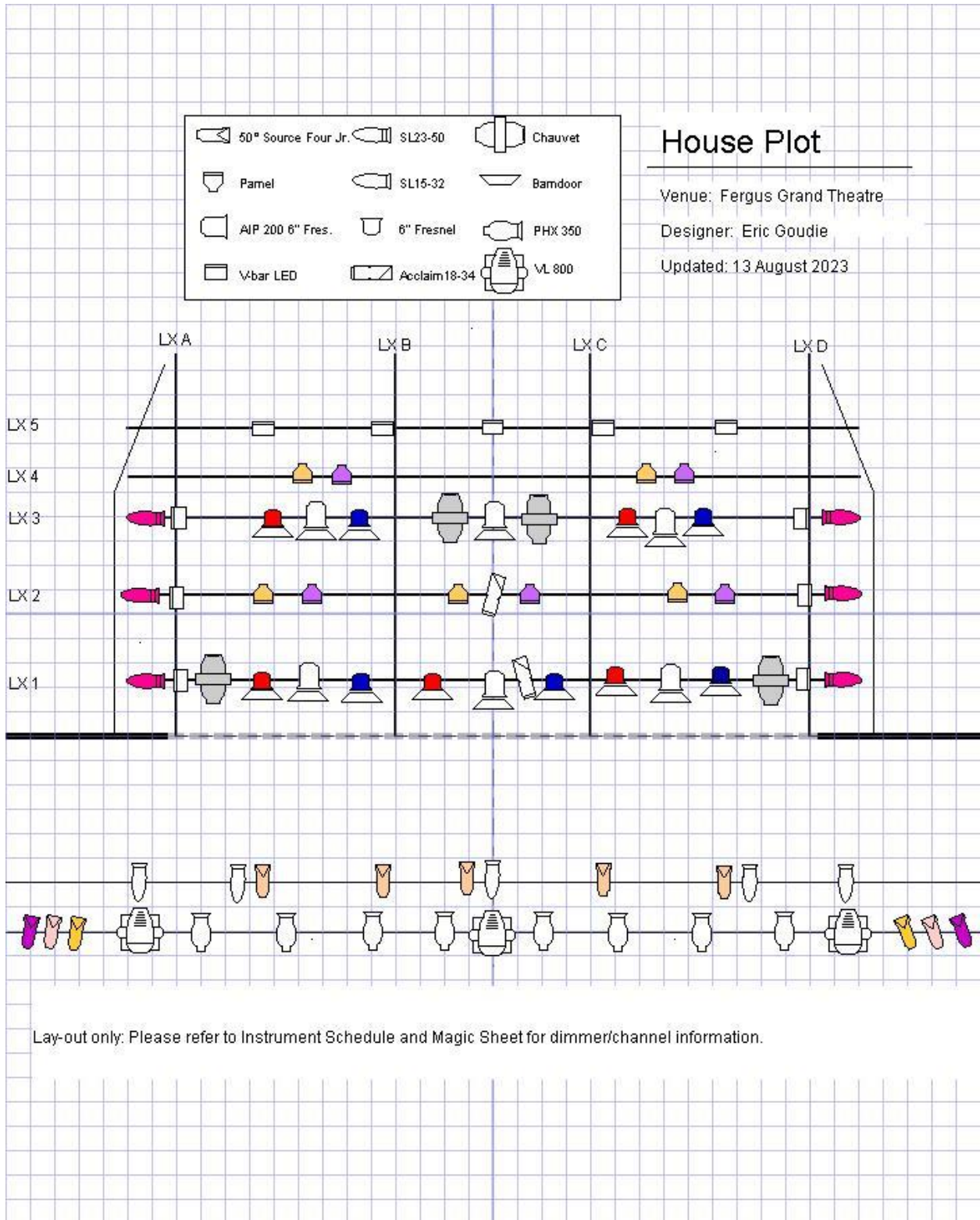
- All excess construction material and debris must be removed as it is created
- The set must not present any danger to Theatre staff and volunteers, as well as the cast and crew, and must meet Ministry of Labour and Ontario Health and Safety requirements
- The set must not block backstage crossover, or the safe exit of cast and crew from backstage in the event of an emergency evacuation
- The set (including props and furniture pieces) must not impede the traversing of the main curtain, which is part of the theatre's fire suppression system
- The set must not exceed 11 feet high, to maintain a safe working distance from the lights
- All scenery, props and other show materials not owned by the theatre must be removed by the renter during the load-out
- The Theatre reserves the right to request changes to the set if any of the noted conditions are not met.

Other Technical Considerations:

- **Non-theatre equipment:** It is the user's responsibility to furnish and pay for any technical equipment in excess of that provided by the theatre. All equipment must be inspected and approved by the Theatre Coordinator or an approved FGT technician prior to use.
- **Technical Booth:** No food or drink is allowed in the tech booth at any time.
- **Shoes:** Shoes must be worn at all times, with the exception of the dressing rooms, or where artistic license demands during a performance.
- **Flame and Pyrotechnics:** No open flame of any kind, including but not limited to explosives, fireworks, lighters, candles, matches, cigarettes or cigars, for any duration, will be allowed inside the theatre or onstage at any time. No pyrotechnics are allowed.

- **Electrical Room and stage pockets:** The electrical room and under-stage pockets are not to be used at any time for storage, temporary or otherwise, and are to be kept clear at all times.
- **Dressing Rooms:** There are two small dressing rooms backstage. Dressing rooms are to be cleared out completely during the load-out, and no costume pieces, or other items left behind.
- **Walk-through:** The Theatre Coordinator reserves the right to conduct a walk-through inspection of the theatre and its equipment at any time during a rental, with or without the renter, to ensure the structural integrity of scenery, the operation of the fire curtain, the condition of the theatre's assets, and observe compliance with Ministry of Labour and Ontario Health and Safety regulations.

House Plot



Instrument Schedule

Note: please check in LightFactory for the most up-to-date dimmer and channel information.

Pipe	Instrument	Purpose	Dimmer	Channel	Gel	Notes
FOH 1A - Gray	SL 15/32	SR Pros Special	66	20	O/W	
	SL 15/32	SR Stage Special	16	21	O/W	
	Jr. Zoom	DR Warm	67	1	R02	
	Jr. Zoom	UR Warm	68	2	R02	
	Jr. Zoom	C Warm	11	3	R02	
	SL 15/32	C Special	9	22	O/W	
	Jr. Zoom	UL Warm	6	4	R02	
	Jr. Zoom	DL Warm	3	5	R02	
	SL 15/32	SL Stage Special	1	23	O/W	
	SL 15/32	SL Pros Special	4	24	O/W	
HL Box Boom	Jr. Zoom	SL Lav Fill	59	15	R54	
	Jr. Zoom	SL Pink Fill	5	16	R38	
	Jr. Zoom	SL Amb Fill	60	19	R09	
FOH 1 - Black	VL800	SR Moving Head	320-364	25	N/A	
	PHX 350	DR Face	297-306	6	N/A	
	PHX 350	UR Face	237 – 246	7	N/A	
	PHX 350	DCR Face	247-256	8	N/A	
	PHX 350	UCR Face	307-316	9	N/A	
	VL 800	C Moving Head	410-454	26	N/A	
	PHX 350	UCL Face	267-276	11	N/A	
	PHX 350	DCL Face	257-266	10	N/A	

Pipe	Instrument	Purpose	Dimmer	Channel	Gel	Notes
	PHX 350	UL Face	287-296	13	N/A	
	PHX 350	DL Face	277-286	12	N/A	
	VL 800	SL Moving Head	365-409	27	N/A	
HR Box Boom	Jr. Zoom	SR Amb Fill	59	15	R09	
	Jr. Zoom	SR Pink Fill	13	17	R38	
	Jr. Zoom	SR Lav Fill	14	18	R51	
Open Dimmers/Channels FOH: 2/28, 7/29,8/30, 10/31, 12/32, 15/33, 61/34, 62/35, 63/36, 64/37						
LX 1	SL 23-50	DL Mag Tip	30	59	R346	
	V-bar LED	DL LED Tip	77-84	65	N/A	
	Chauvet	Moving Mirror	470-480	81	N/A	
	6" Fresnel	DR Red Top	29	38	R26	
	AIP 200	DR Top	157-171	75	N/A	
	6" Fresnel	DR Blue Top	27	43	R68	
	6" Fresnel	C Red Top	25	39	R26	
	AIP 200	DC Top	172-186	76	N/A	
	6" Fresnel	C Blue Top	23	44	R68	
	18/34	Rover 1	21	85	O/W	
	6" Fresnel	DL Red Top	20	40	R26	
	AIP 200	DL Top	187-201	77	N/A	
	6" Fresnel	DL Blue Top	18	45	R68	
	Chauvet	Moving Mirror	481-491	82	N/A	
	V-bar LED	DR LED Tip	69-76	64	N/A	

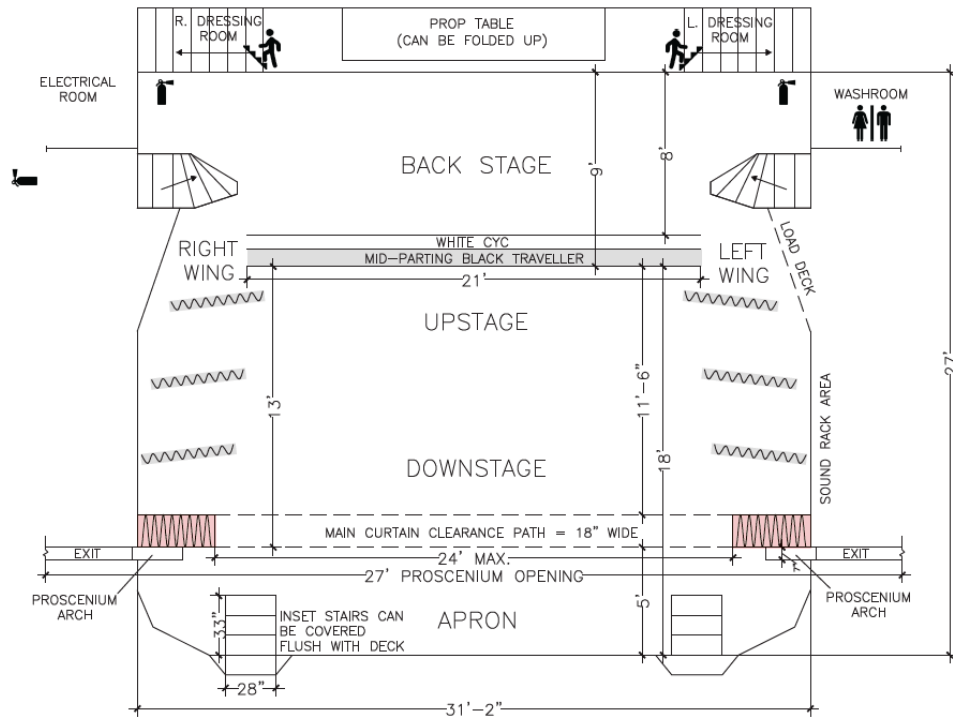
Pipe	Instrument	Purpose	Dimmer	Channel	Gel	Notes
	SL 23-50	DR Mag Tip	17	58	R346	
LX 2	SL 23-50	CL Mag Tip	32	61	R346	
	V-bar LED	CL LED Tip	93-100	67	N/A	
	PARnel	DR Amb Back	42	48	R321	
	PARnel	DR Lav Back	41	53	R54	
	PARnel	DC Amb Back	38	49	R321	
	PARnel	DC Lav Back	37	54	R54	
	18-34	Rover 2	35	86	O/W	
	PARnel	DL Amb Back	34	50	R321	
	PARnel	DL Lav Back	33	55	R54	
	V-bar LED	CR LED Tip	85-92	66	N/A	
	SL 23-50	CR Mag Tip	44	60	R346	
LX 3	SL 23-50	UL Mag Tip	58	63	R346	
	V-bar Led	UL LED Tip	109-116	69	N/A	
	6" Fresnel	UR Red Top	57	41	R26	
	AIP 200	UR Top	455-469	80	N/A	
	6" Fresnel	UR Blue Top	53	46	R68	
	Chauvet	Moving Mirror	492-502	83	N/A	
	AIP 200	UC Top	202-216	78	N/A	
	Chauvet	Moving Mirror	503-509	84	N/A	5 ch. mode
	6" Fresnel	UL Red Top	50	42	R26	
	AIP 200	UL Top	217-231	79	N/A	

Pipe	Instrument	Purpose	Dimmer	Channel	Gel	Notes
	6" Fresnel	UL Blue Top	46	47	R68	
	V-bar LED	UR LED Tip	101-108	68	N/A	
	SL 23-50	UR Mag Tip	45	62	R436	
LX 4	PARnel	UR Amb Back	56	51	R321	
	PARnel	UR Lav Back	54	56	R54	
	PARnel	UL Amb Back	49	52	R321	
	PARnel	UL Lav Back	47	57	R54	
LX 5	V-bar LED	UR LED Cyc wash	111-124	70	N/A	
	V-bar LED	CR LED Cyc wash	125-132	71	N/A	
	V-bar LED	C LED Cyc wash	133-140	72	N/A	
	V-bar LED	CL LED Cyc wash	141-148	73	N/A	
	V-bar LED	UL LED Cyc wash	149-156	74	N/A	
Deck Drops: dimmer/channel						
<ul style="list-style-type: none"> • Downstage right: 43/87 • Downstage left: 31/91 • Upstage right: 40/88 • Upstage left: 36/90 • Upstage centre: 39/89 						
Open dimmers/channels on deck: 19/92, 22/93, 24/94, 26/95, 28/96, 48/97, 51/98, 52/99, 55/100						

Technical Inventory and Specifications

Updated July 2022 – See also FGT House plot, Instrument Schedule
 Hyper-links are to specs/manuals where available. Hard copies in Tech office as well.
 All FGT gear is labelled with Yellow/Green spike tape

Groundplan: see Appendix 1 for scale version of this drawing



Stage Dimensions:

- Proscenium opening: 27' 0" wide x 11' 0" high
- Width:
 - Useable width at plaster line: 27' 0"
 - Total width at plaster line: 31' 2"
 - Useable width at back traveler: 21' 0"
 - Total width at back traveler: 27' 0"
- Depth:
 - Plaster line to back traveler: 14' 0"
 - Front of apron to back traveler: 18' 0"
 - Front of apron to dressing room stairs: 27' 0"
 - Back traveler to dressing room stairs: 9' 0"
- Height:
 - Deck to grid: 15' 0"
 - Deck to bottom of teasers: 11' 5"
- East-West Pipe Locations: *(relative to plaster line)*
 - Main valance: 0' 9"
 - Main traveler: 1' 4"
 - 1st Electrics: 2' 5"
 - 1st Legs: 3' 10"

- 1st Valance: 4' 8"
- 2nd Electrics: 5' 11"
- 2nd Legs: 7' 2"
- 2nd Valance: 7' 8"
- Mid-stage traveler: 8' 2"
- 3rd Electrics: 9' 1"
- 4th Electrics: 10' 9"
- 3rd Legs: 11' 7"
- 3rd Valance: 12' 3"
- 5th LX: 12' 9"
- Back traveler: 13' 5"
- Scrim traveler: 14' 2"
- Cyc traveler: 14' 7"
- North-South Pipe Locations: (*relative to SR proscenium*)
 - A Electrics: 0' 6"
 - B Electrics: 9' 6"
 - C Electrics: 17' 6"
 - D Electrics: 26' 6"
- Please note: While the apron may be used for both scenery and performance due to fire regulations the main curtain must be able to close unimpeded at all times.

Lighting:

- *Consoles, control and dimmers:*
 - Laptop computer with [LightFactory v 2.0](#) installed (see document entitled "Lightfactory 101" on the desktop for a quick how-to, full manual is in the program, under Options)
 - [Elation Professional Midicon](#) "Wing board" for use with LightFactory
 - [Ennttec DMX USB Pro MK 2](#)
 - [Strand CD 80 Dimmer rack](#) with 68 2.4Kw Dimmers installed
 - 68 Circuits hardwired from Dimmers to Grid (*see house plot*)
 - DMX line from booth to Dimmers/Splitter, DMX cables to all LED fixtures
- *Instruments (see house plot for placement):*
 - 8 [Altman PHX 350 RGBL](#) 19 Degree LED Ellipsoidals
 - 3 [Vari-Lite 800](#) moving profile spots
 - 6 [AIP 200 RGBL](#) Hydra PARs
 - 4 Chauvet Intimidator Scan LED 300 Intelligent Fixtures (on FOH pipe)
 - 5 Strand SL 15/32's
 - 8 Strand SL 23/50's – *some units retired to long-term storage*
 - 11 ETC Source 4 Junior Zooms – *some units retired to long-term storage*
 - 2 Philips Selecon Acclaim Axial 18-34 Zoomspots
 - 10 Rama 6" Fresnels
 - 6 1K 8" Fresnels - 3 Leviton and 3 Altman 75Q - *all units retired to long-term storage*
 - 12 Source 4 Parnels
 - 11 VersaBar 270 LED Cyc Lights
 - Lycian Midget II Quartz Model 1212 Follow Spot
 - Blue running lights DL, UL, UC, UR, DR (*more in Tech Office if needed*)
- *Other Lighting Equipment:*
 - American DJ Fog Fury 3000 Fog Machine
 - [Leviton DMX SM-H18 Splitter](#)

- 5', 10' and 20' Twist-lock cables, some u-ground cables, various lengths
- Limited selection of U-ground to Twist-lock adaptors, Power-Con, etc
- Limited selection of 5-pin DMX cables and adaptors
- 3 Round iron floor floats
- 2 [D-Split DMX](#) splitters
- Small selection of Gobo holders, gobos, black wrap, etc
- 1 [Rosco Infinity motor](#) with [Rosco 30016 Dot Break-up Wheel](#)
- Gel inventory and gel supplies
- Replacement bulb inventory
- Glow tape and spike tape – please see FGT staff for permission to use

Draperies:

- Red Main traveler, mid-stage parting, with red valance
- Black mid-stage and upstage travelers, mid-stage parting
- 3 black valences set between 1st & 2nd LX, 2nd & 3rd LX and 4th & 5th LX
- 3 black legs on either side of stage, adjustable onstage/offstage and angle
- Black or white scrim, US of back trav, moves SL to SR (white scrim is default)
- White Cyc upstage of scrim and trav, moves SL to SR

Communication:

- MS 22 Clear-com 2 channel main station
- 4 [BP-1 Production Intercom](#) Headsets/Belt packs
- House Manager's Clear-com in FOH
- [Radio com BTR 700 Wireless Clearcom Mainstation](#)
- 2 [Telex Radiocom TR 700 Wireless Headsets and Belt packs](#) (with 2 batteries each – stored in booth with battery charger)

Projection:

- New Projector: [Sony VPL-FHZ80](#)
 - Short Throw Lens
 - Long Throw Lens
- Old Projector: [Christie LW555 Multimedia Projector](#)
 - Short Throw Lens – LNS-W21 Short fixed
 - Long Throw Lens – LNS-S20 Standard
 - Bag of cables, adaptors and other equipment for projector in road case
- Project-O-stand collapsible table next underneath stairs
- 2 [Da-Lite Projection Screens](#) –in SL pocket
 - 6x9 front-and-rear projection, with truss frame and dress kit
 - 10x17 front-and-rear projection, with truss frame and in-house dressing
- [Sony BDP S470 3D Blu-ray DVD Player](#) with remote, in booth

Sound: (replacement in progress for highlighted items)

- *Main rack: (no client access)*
 - Main Amps: 3 [GX7 Power Amps](#)
 - Main PA: 2 [EV QRX 115](#) 15" high-mid speakers, dual 18" subwoofer
 - Monitor amps: [2 Channel QSC Audio RMX 1450](#)
 - Digital Crossover
 - Input jumper from SR wing
- *Snakes:*

- Digital snake from stage to booth
- 2 [Digiflex 12-4 snakes](#) from Upstage Centre to mid-house mixing position
- 8 Channel 50' fan snake (stored underneath amp rack)
- 50' 12-4 analog snake (stored underneath amp rack)
- *In tech booth:*
 - [Behringer X32 Digital Mixer](#)
 - [American Audio MCD 510](#) dual CD/MP3 players with controller
 - [Sennheiser XSW 1-835-A](#) Handheld Wireless Mic
 - [Shure SLX Lavalier with receiver](#) (2)
 - 1 [Shure PGX Wireless SM 58 Kit](#) (Touring rig)
 - Box of Instrument Mics: (do not remove box from booth)
 - 2 Countryman I2 Wireless w/ Shure Connector
 - 2 Countryman I2 Wired w/ XLR
 - 3 Countryman I2 Violin and Viola Mount
 - 2 Countryman I2 Bass and Cello Mount
 - 3 Countryman I2 Instrument Mount
 - 2 Countryman I2 Guitar Mount
 - 2 Countryman I2 Flute Mount
 - One table-top mic stand
- *Stage Right Hallway: (cabinets in order from downstage to upstage)*
 - Cabinet 1: Large screen and dressing kit
 - Cabinet 2: Mic stands (13 tri-pod, 3 pedestal, two short tri-pod, one kick-drum)
 - Cabinet 3: 5 music stands (at the back), Rigging/LX Box
 - Cabinet 4:
 - Small Screen and dressing kit
 - Cable bin 1: XLR - 21 @ 25', 1 @ 50', 1 @ 6', a few ¼", 2 50' Speak-on
 - Cable bin2: XLR – 29 @ 25'
 - Drum Mic Kit (Touring rig)
 - Microphone box and gray toolbox, containing:
 - 9 [Shure SM 58](#) microphones
 - 6 [Shure SM 57](#) microphone
 - 6 [Sennheiser 835](#) microphones
 - 3 [Shure Microflex 393/C](#) Condenser Mics
 - [Shure SLX Lav](#), with headset mic or lapel mic
 - [Shure SLX Lav](#), with headset mic or guitar pack
 - 1 [Shure Microflex MX412](#) gooseneck mic for podium
 - 5 [Behringer Ultra DI 400P](#) Passive DI Boxes
 - Various Audio Adaptors
 - Cabinet 5:
 - 2 [EV ELX 115 15"](#) monitor speakers
 - 2 [EV ZLX-12 12"](#) powered speakers
 - 2 JBL ZLX 12BT powered speakers
 - 2 JBL IRX 108 powered speakers
 - 1 electric piano stand
 - 2 guitar stands
 - 2 amp stands

- Hockey bag for gear transport (deep storage)
- Continental risers (deep storage)
- Black scrim (in bag attached to side wall)
- Underneath Front-of-Stage:
 - 4 QSC K10 powered monitors (touring rig)
 - Touring rig mixer and mic/cables/adaptors box (touring rig)
 - Touring rig gear mic and speaker stands (touring rig)

House Audio Patch: *Please return the board and booth snake to a “zeroed out” configuration at the conclusion of your event, restoring all settings to their original parameters.*

Other Equipment and facilities:

- 60 black padded folding chairs (in cabinets underneath front of stage)
- 2 small dressing rooms with Mirrors, counter, racks (no paging or program sound)
- Garment steamer (in dressing room)
- Carpet cleaner (in tech office)
- Backstage washroom with sink and toilet
- [1 VFI lectern podium](#) – under SL dressing room stairs
- 10 gray plastic folding chairs in dressing rooms
- 12 black card tables (in cabinets underneath front of stage)
- Mini-fridge (underneath SR dressing room stairs)
- Storage container for curtain bags (underneath SR dressing room stairs)
- Broom, dry mop, wet mop and bucket
- 3-panel drum shield, under SL dressing room stairs
- Ladders on-deck work – in SL stage pocket
- FOH Ladder – ratchet-strapped to SL dressing room stairs
- Small selection of cable mats – on SL alcove next to amp rack
- Box of client tools – under SR dressing room stairs
- First-Aid kits:
 - Backstage: on wall upstage right
 - Booth: on back wall beside door
 - FOH: On top of Coat Rack
- Fire Extinguishers:
 - Upstage right, upstage left, outside electrical room, back of auditorium House Left, outside booth, outside basement stairs, in basement