







# Outdoor Water Use Restriction Levels

| Activity   | Program Level 0    | Program Level 1   | Program Level 2   | Program Level 3  |
|--|---|--|--|---|
| <p>Outdoor water use days and times are to be followed according to the water uses listed below:</p> <p>✓ Indicates permitted</p> <p>✗ Indicates not permitted</p> | <p>Program Level Zero Regulations:</p> <p>6 am - 9 am &amp; 6 pm to 9 pm</p> <p>3-4 days per week</p> <p>Odd # address on odd calendar days</p> <p>Even # address on even calendar days</p> | <p>Program Level One Regulations:</p> <p>6 am - 9 am &amp; 6 pm to 9 pm</p> <p>3-4 days per week</p> <p>Odd # address on odd calendar days</p> <p>Even # address on even calendar days</p> | <p>Program Level Two Regulations:</p> <p>6 am - 9 am &amp; 6 pm to 9 pm</p> <p>1 day per week</p> <p>Odd # address on Saturdays</p> <p>Even # address on Sundays</p> | <p>✗</p>  |
| <p>Watering:</p> <p>Lawns</p> <p>Decorative Garden</p>   | <p>✓</p> <p>By hose with shut off nozzle or sprinkler during permitted hours and days</p>   | <p>✓</p> <p>By hose with shut off nozzle or sprinkler during permitted hours and days</p>  | <p>✓</p> <p>By hose with shut off nozzle or sprinkler during permitted hours and days</p>  | <p>✗</p>  |
| <p>Watering:</p> <p>Vegetable Gardens</p> <p>Fruit Shrubs</p> <p>Food Gardens</p>  | <p>✓</p> <p>By hose with shut off nozzle or watering can at any time or day</p>   | <p>✓</p> <p>By hose with shut off nozzle or watering can at any time or day</p>  | <p>✓</p> <p>By hose with shut off nozzle during permitted hours and days or watering can at any time</p>   | <p>✗</p> <p>Not permitted by hose</p> <p>✓</p> <p>Permitted by watering can and time and day</p>    |
| <p>Supply of Water to Irrigation System</p>  | <p>✓</p>  | <p>✓</p>   | <p>✗</p>   | <p>✗</p>  |
| <p>Supply of Water to Recreational Sprinklers/Devices</p>  | <p>✓</p>  | <p>✓</p>   | <p>✓</p>   | <p>✗</p>  |
| <p>Supply of Water to Recreational or Decorative Water Features (pools, ponds, fountains, hot-tubs, etc.)</p>  | <p>✓</p> <p>By hose with shut off nozzle during permitted hours and days</p>  | <p>✓</p> <p>By hose with shut off nozzle during permitted hours and days</p>   | <p>✓</p> <p>By hose with shut off nozzle during permitted hours and days</p>   | <p>✗</p>  |
| <p>Supply of Water for Vehicle, Trailer, Boat or any Exterior Washing</p>  | <p>✓</p> <p>By hose with shut off nozzle during permitted hours and days</p>  | <p>✓</p> <p>By hose with shut off nozzle during permitted hours and days</p>   | <p>✓</p> <p>Manually with bucket only during permitted hours and days</p>  | <p>✗</p>  |
| <p>New Seed / Sod Permits</p>  | <p>Permit Required</p>  | <p>Permit Required</p>   | <p>No new permits granted and permits possibly revoked</p>   | <p>✗</p>  |
| <p>Permits for Exemptions (Time - Shift)</p>   | <p>Permit Required</p>  | <p>Permit Required</p>   | <p>No new permits granted and permits possibly revoked</p>   | <p>All permits revoked</p>  |